



## **Echo Dot Mount and Adapter Kit**

for Echo Dot Gen 1 & 2 (also works with Echo Input)

Thank you for giving Home Theater Direct the chance to win your business! We are confident you will find that HTD offers an outstanding combination of performance and value in everything we make.

### **We're here to help!**

If you have any questions or would like to discuss your home audio needs in general, we are available M-F 8am-6pm Central.

toll free: 866-HTD-AUDIO (866-483-2834)

local: 972-312-9900

**Home Theater Direct, Inc.  
1000 Shiloh Rd, Suite 100  
Plano, TX 75074  
[www.htd.com](http://www.htd.com)**

Our innovative solution provides all you need to install your Amazon Echo Dot (Gen 1&2) or Echo Input into the ceiling or wall of any room and extend Alexa's audio output into your own speakers. A single Cat5e (or higher) cable, sometimes referred to as ethernet or networking cable, carries both the power for the Echo device and its audio signal back to your equipment over a distance up to 200 feet.

### What's Included:

Ceiling/Wall mount bracket that securely holds Amazon Echo Dot Gen 1, Gen 2, and Echo Input

Two grille cover options: one that reveals a modest trim similar to canned lighting; one "trimless" design that covers the entire mount.

UL listed 24V power supply

Custom stereo RCA audio output and power injector adapter

Custom audio/power splitter with stereo 3.5mm audio input and 5V power output (micro-USB) for the Echo Dot Gen 1, Gen 2, and Echo Input

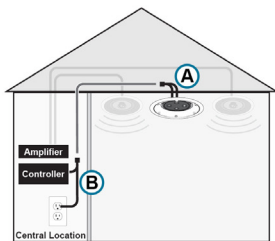


*A different kit is sold separately for Echo Dot Gen 3 and Gen 4.*

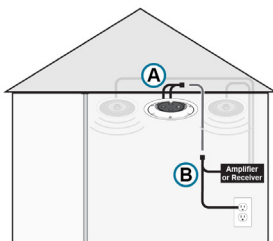
**Do NOT substitute power supply or adapters.  
Does NOT work with other POE injectors or switches.**

## Best Uses:

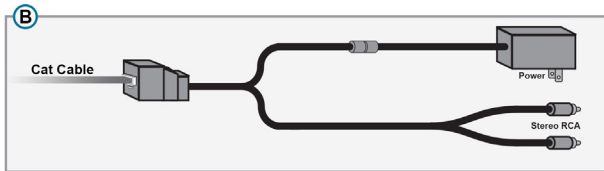
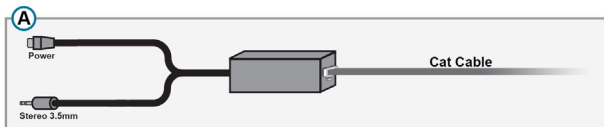
You can create a simple, yet powerful multi-zone audio system with in-wall and in-ceiling speakers centered around Amazon's Alexa. Learn more at: [htd.com/alexa](https://www.htd.com/alexa)



Whole-House Audio System



Stereo Amplifier or Receiver



### Connect to a Whole House Audio System.

The Echo device becomes a source that you can control by voice (and within the Alexa app) and easily make available to other zones in the home.

### Connect to a stereo amplifier or home theater receiver.

Use the Echo device as a source to hear Alexa and streaming audio through your speakers. Use the Alexa app to pair multiple Echo devices together to stream the same source in sync into multiple rooms.

**Connect to Any Amplifier with ADS™ (Auto Detect and Switch).** When used as the primary or Voice Assistant input, the audio from the Echo device is heard whenever you need it, even if you were already listening to a different source.


DMA-1240ADS 12-Channel Amplifier

<https://www.htd.com/DMA-1240ADS>

PLA-240ADS Stereo Amplifier

<https://www.htd.com/auto-switching-amp>

## How to Install:



\*Make sure to fully insert connectors into the Echo device or you may experience buzzing from speakers.