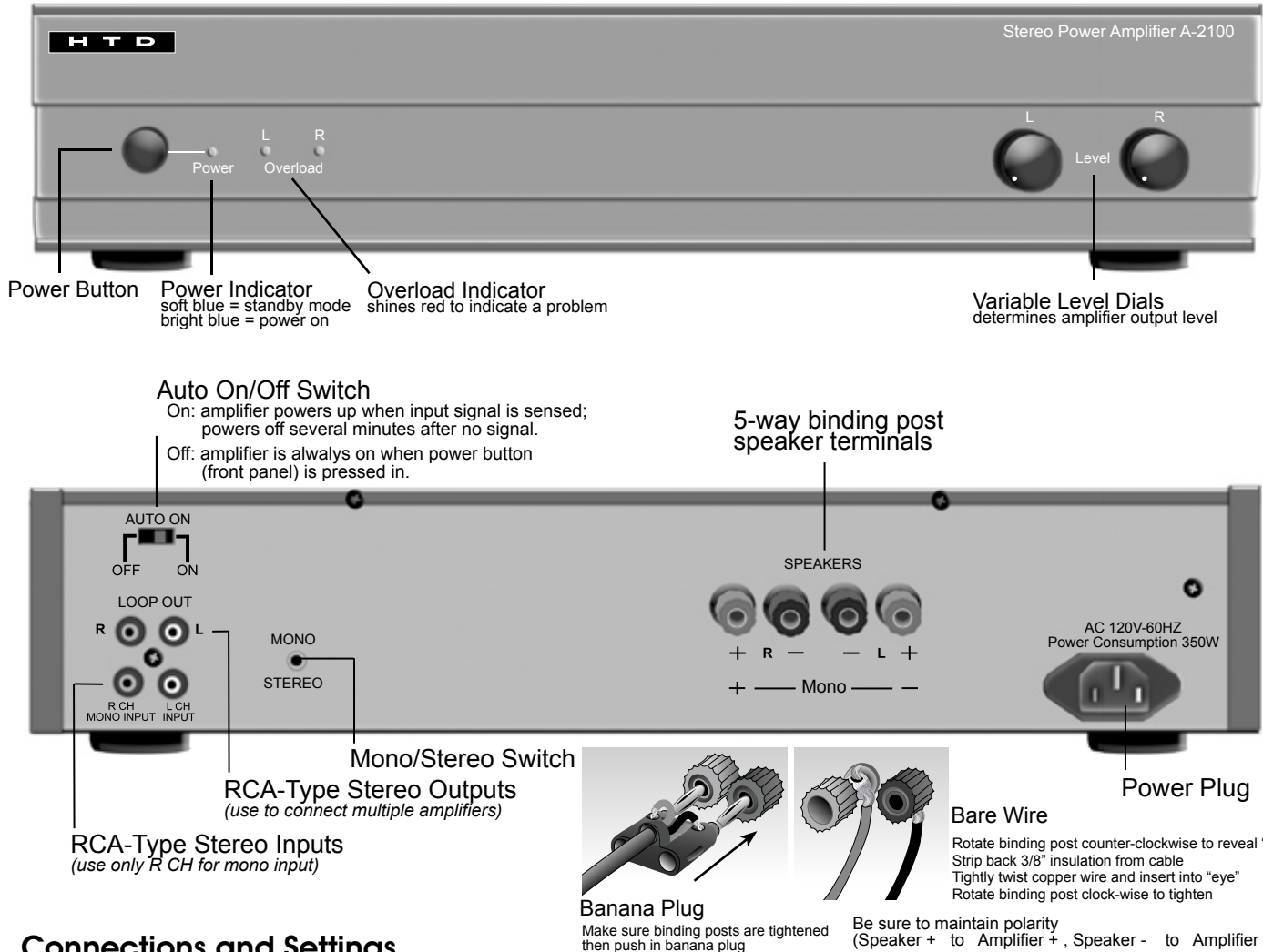


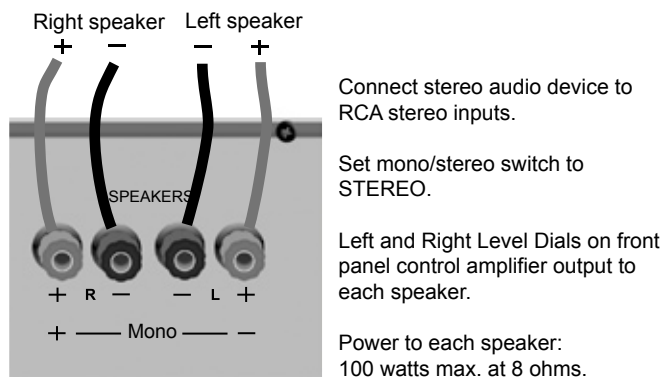
Thank you for giving Home Theater Direct the chance to win your business! We are confident you will find that HTD offers an outstanding combination of performance and value in everything we make. To ensure you get the most out of your new amplifier, please take a moment to read this manual before you get started. Should you lose this manual, you can always download or print a copy from www.htd.com.

Features

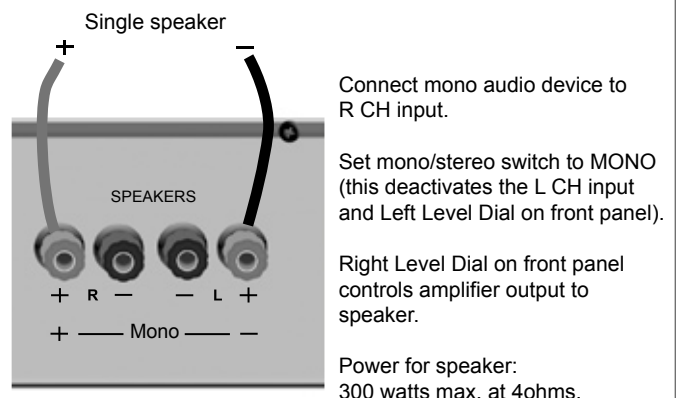


Connections and Settings

Stereo



Mono (bridged)



Safety Instructions for the A-2100

Warning - To reduce the risk of fire or shock, do not expose this appliance to rain or moisture.

Caution - To reduce the risk of fire or shock, do not remove the cover or back. No user serviceable parts inside. Refer servicing to qualified service personnel.

Caution - To prevent electric shock, match wide blade of plug to wide slot, fully insert.



The lightning flash with arrowhead symbol, within an equilateral triangle, is intended to alert the user to the presence to un-insulated dangerous voltage within the product's enclosure that may be of sufficient magnitude to constitute a risk of electrical shock to persons.



The exclamation point within an equilateral triangle is intended to alert the user to the presence of important operating and maintenance (servicing) instructions in the literature accompanying this appliance.



Read Instructions

All the safety and operating instructions should be read before the appliance is operated.

Retain Instructions

The safety and operating instructions should be adhered to.

Heed Warnings

All the warnings on the appliance and in the operating instructions should be adhered to.

Follow Instructions

All operating and use instructions should be followed.

Water and Moisture

The appliance should not be used near water. For example, near a bathtub, washbowl, kitchen sink, laundry tub, in a wet basement, or near a swimming pool, etc.

Ventilation

The appliance should be situated so that its location or position does not interfere with its proper ventilation. For example, the appliance should not be situated on a bed, sofa, rug, or similar surface that may block the ventilation openings: or placed in a built-in situation, such as a bookcase or cabinet that may impede the flow of air through the ventilation openings.

Heat

The appliance should be situated away from heat sources such as radiators, heat registers, stoves, or other appliances (including amplifiers) that produce heat.

Power Sources

The appliance should be connected to a power supply only of the type described in the operating instructions or as marked on the appliance.

Grounding or Polarization

Precautions should be taken so that the grounding or polarization means of an appliance is not defeated.

Power Cord Protection

Power supply cords should be routed so that they are not likely to be walked on or pinched by items placed on or against them, paying particular attention to cords at plugs, convenience receptacles, and the point where they exit from the appliance.

Cleaning

The speaker should be cleaned only as recommended by the manufacturer.

Power Lines

An outdoor antenna should be located away from power lines.

Non-Use Periods

The power cord of the appliance should be unplugged from the outlet when left unused for long periods of time.

Object and Liquid Entry

Care should be taken so that objects do not fall and liquids are not spilled into the enclosure through openings.

Damage Requiring Service

The appliance should be serviced by qualified personnel when: a) the power supply cord or the plug has been damaged: b) objects have fallen, or liquid spilled into the appliance: c) the appliance has been exposed to rain: d) the appliance does not appear to operate normally or exhibits a marked change in performance or e) the appliance has been dropped, or the enclosure damaged.

Servicing

The user should not attempt to service the appliance beyond that described in the operating instructions. All other servicing should be referred to qualified service personnel.

Product Servicing

If your system fails to operate properly, please contact HTD directly for further assistance, at 1-866-483-2834.

Additional information, including detailed specifications for each model, can be found on our website, www.htd.com. Thanks again for choosing Home Theater Direct!

Warranty

All HTD electronics carry a two-year parts and labor warranty. Warranty registration occurred automatically at the time your order was placed. There is no need to complete or mail in additional paperwork.

If you have any questions, we can be reached at...
info@htd.com or toll free 1-866-HTD-AUDIO (483-2834)