


Thank you for giving Home Theater Direct the chance to win your business! We are confident you will find that HTD offers an outstanding combination of performance and value in everything we make. To ensure you get the most out of your new equipment, please take a moment to read this manual before you get started. Should you lose this manual, you can always download or print a copy from [www.htd.com](http://www.htd.com).

## SZA-1 Features

### Power Button and Indicator Light

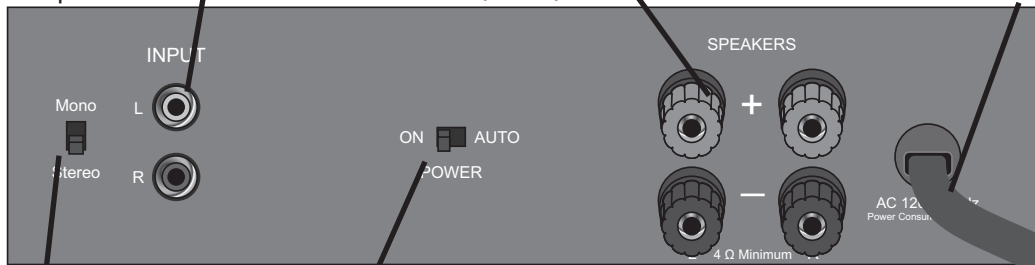
- "blue" is ON
- "amber" is in stand-by



Amplifier Protection Light - will light only when a problem exists that triggers the built-in protection mode. Amplifier will shut down until problem is resolved.

Volume Control

### Source Input - RCA connections to input sources



Mono/Stereo Switch - Set output to mono or stereo

Power Switch - determines whether the amplifier is always on (ON) or if the amplifier powers on when an input signal is detected (Auto)

Back

## Connecting and Using the SZA-1

### Basic Connection:

- Increasingly, televisions and other devices are providing digital audio outputs. Use the DAC-1 (Digital-to-Analog Converter) to convert the digital information into an analog signal necessary for whole-house audio distribution.
- Works great with Apple TV® as well as other devices with either an optical or digital coax output. Optical and digital coax cables sold separately. See the diagrams below for more information about these uses.

## Connecting and Using the SZA-1 (cont.)

### Typical Uses:

#### Diagram 1\*

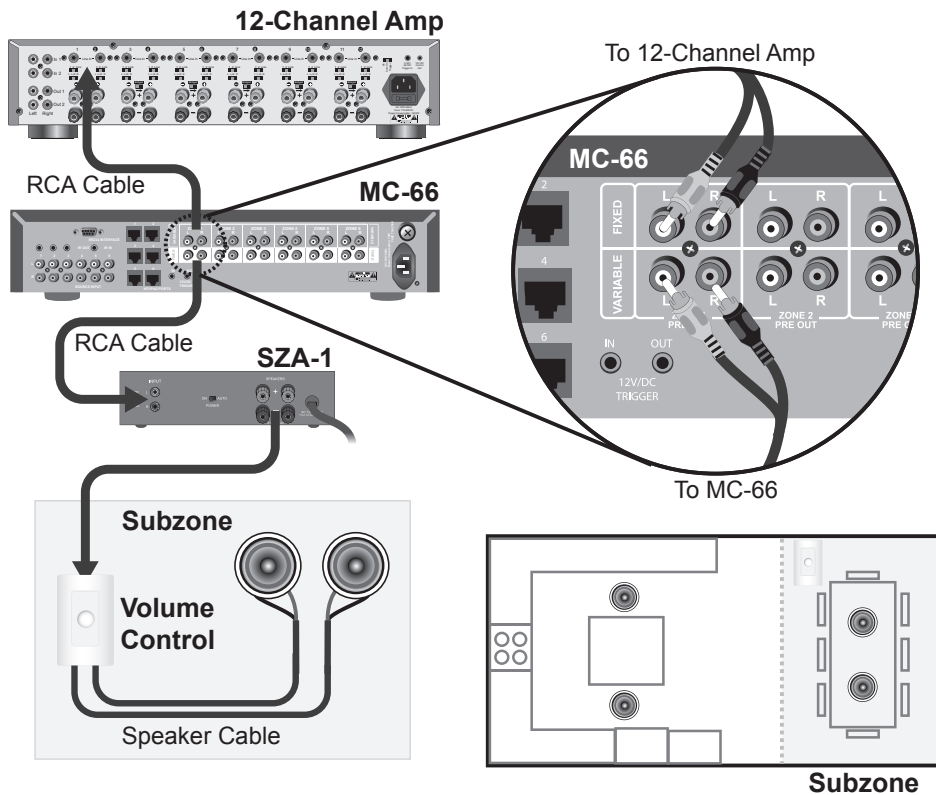
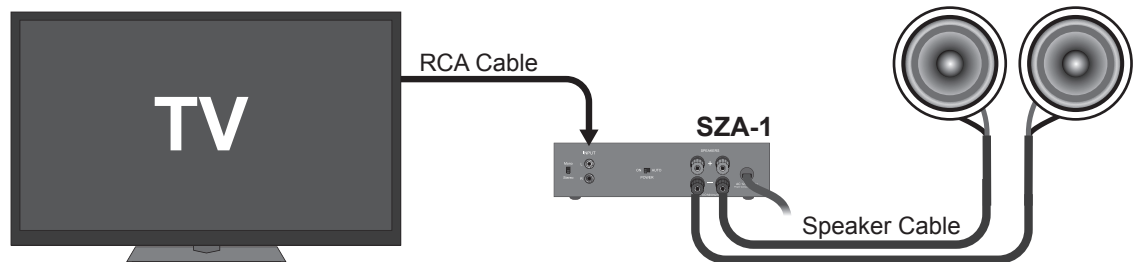


Diagram 1 shows how to integrate the SZA-1 into an HTD wholehouse audio setup. In this example, the SZA is providing amplification to a subzone.

#### Diagram 2\*

Diagram 2 shows how the SZA can be used to accept the audio output from a device (in this case, a TV) that you wish to be amplified.



\* All cables in the above diagrams are sold separately

® Apple TV is a registered trademark of Apple Computer, Inc.

### Warranty

All HTD electronics carry a two-year parts and labor warranty. Warranty registration occurred automatically at the time your order was placed. There is no need to complete or mail in additional paperwork.

If you have any questions, we can be reached at...  
info@htd.com or toll free 1-866-HTD-AUDIO (483-2834)

# HTD

Home Theater Direct, Inc.  
www.htd.com

Expert Support:  
Toll free: 866-HTD-AUDIO (483-2834)  
info@htd.com