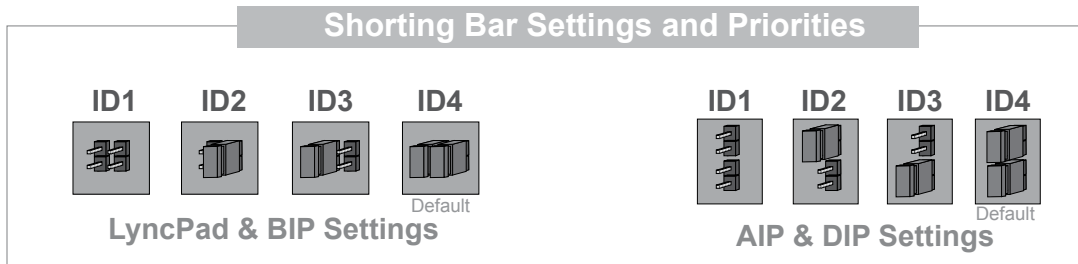


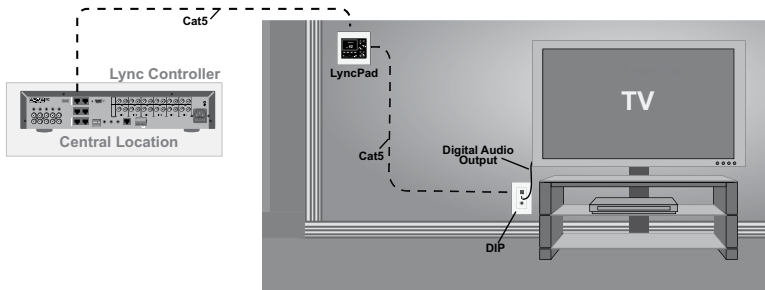
One feature that sets Lync apart from other whole-house audio systems is the ability to easily connect audio sources, not only at the central location, but also at convenient connection points spread throughout the home. In addition to the stereo 3.5mm input on the front of each LyncPad, you can add analog, digital, or even wireless Bluetooth inputs throughout your home. We call these devices "Input Panels".

When more than one LyncPad, Analog Input Panel (AIP), Bluetooth Input Panel (BIP), or Digital Input Panel (DIP) is connected into a single zone on the Lync central controller, you **MUST** uniquely identify each device. This is done by manually adjusting two shorting bars on the back of each device to a unique combination.

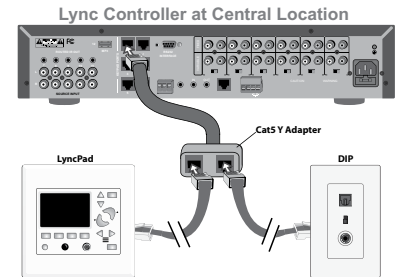


The unique shorting bar combination not only allows the devices to work properly within a single zone but the combination also determines the priority as to which source from that zone will be active within the Lync System. ID1 has priority over ID2, then ID3 and ID4. By default, all devices are shipped with shorting bars in both locations (ID4) and only require adjustment when additional devices are added within the same zone.

It is necessary to set a unique combination within a zone regardless of whether or not the devices are connected in a "daisy chain" along a single Cat 5/6 cable, or if the devices are connected with unique home-run Cat 5/6 cables and then tied together with the use of Cat 5/6 Y-Adaptors (sold separately on our website).



"Daisy Chained" LyncPad and Input Panel

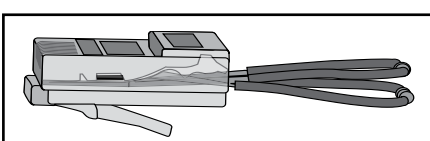


LyncPad and Input Panel with separate Cat5/6 cables run to Central Location

Note: Because only one source connected within the same zone can be active at a time, you will typically only add one or two input devices per zone.

Note: A source connected directly to the 3.5mm input on a LyncPad will override any other source connected within the same zone.

System limitations: Including the LyncPad, you can connect a maximum of four input devices into any one zone. These devices get their power over the same Cat 5/6 cable that connects the device into the Lync system. The centrally-located Lync controller provides enough power over Cat 5/6 cable for a maximum of 12 devices (including LyncPads) for the Lync 6, and 24 devices (including LyncPads) for the Lync 12.



RJ45 Multi-Device "Terminator" is only REQUIRED when connecting one or more AIP, BIP, or DIP in sequence ("daisy chaining") after a LyncPad or another AIP, BIP or DIP within the same zone (See image on the right). Terminator can be installed in whichever RJ45 terminal is not being used on the last device in sequence.

